



Tamariki Ora Report for Tamariki Ora Service
01 Jul 11 to 30 Sep 2011



Register

Register - 1 Jul 2011	192	Maori	172
New babies:	38	Pacific Island	17
New other:	0	Asian	4
Completed:	7	European	30
		Other	0
Register - 30 Sep 2011	223		



Visits

Core Service	125	Core 1	28
Additional Service	37	Core 2	25
Total	162	Core 3	21
		Core 4	24
Phone Call	1	Core 5	22
Appointment not kept	12	Core 6	16
Not at Home	2	Core 7	19
		Core 8	7



FTE's

Clinical delivering services	<input type="text"/>
Non-clinical delivering services	<input type="text"/>

***You need to complete these two items*

Go to:

- [Enrolment](#)
- [Current Register](#)
- [Status](#)
- [Visit Summary](#)
- [Visit Summary - continued](#)
- [Visit List](#)
- [Breastfeeding](#)
- [Referrals](#)

Enrolment

Tamariki Ora Register - Enrolment Summary for Tamariki Ora Service from: 01 Jul to Sep 2011

[Home](#)

Children on Programme	Total	European	Maori	Pacific	Asian	Other	Female	Male
Children Enrolled at Start	192	25	150	14	3	0	92	100
New Baby Cases	38	7	25	5	1	0	22	16
New Other	0	0	0	0	0	0	0	0
Children Completed	7	2	3	2	0	0	5	2
Children Enrolled at Finish	223	30	172	17	4	0	109	114

Enrolled Children	Total	European	Maori	Pacific	Asian	Other	Female	Male
Children Under 12 Months	62	10	45	6	1	0	28	34
Children Over 12 Months	161	20	127	11	3	0	81	80
Total	223	30	172	17	4	0	109	114

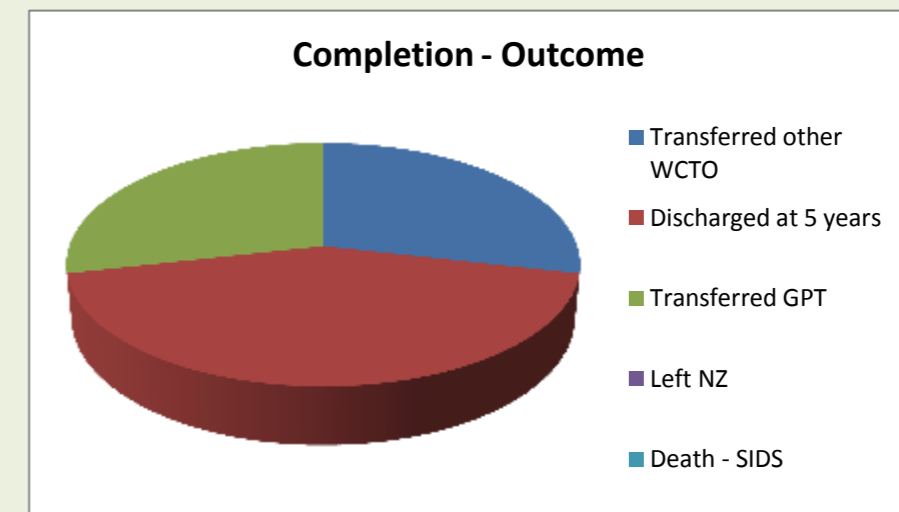
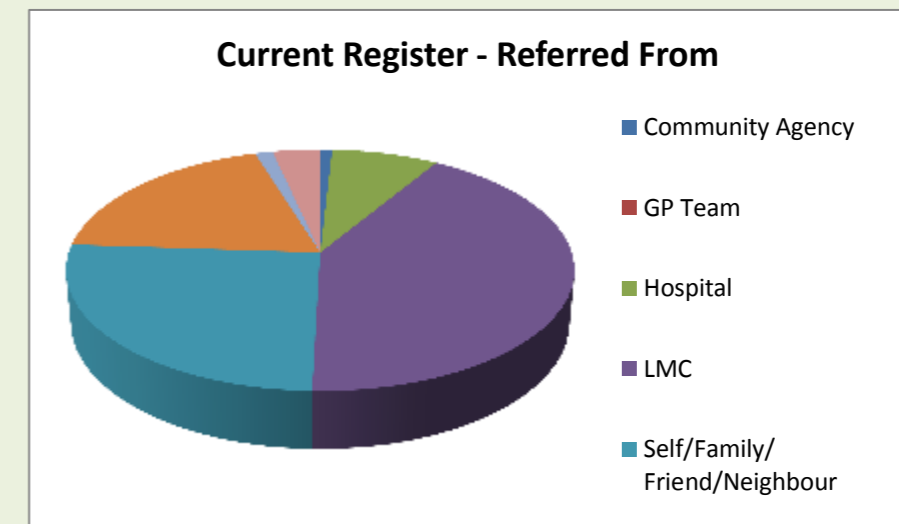
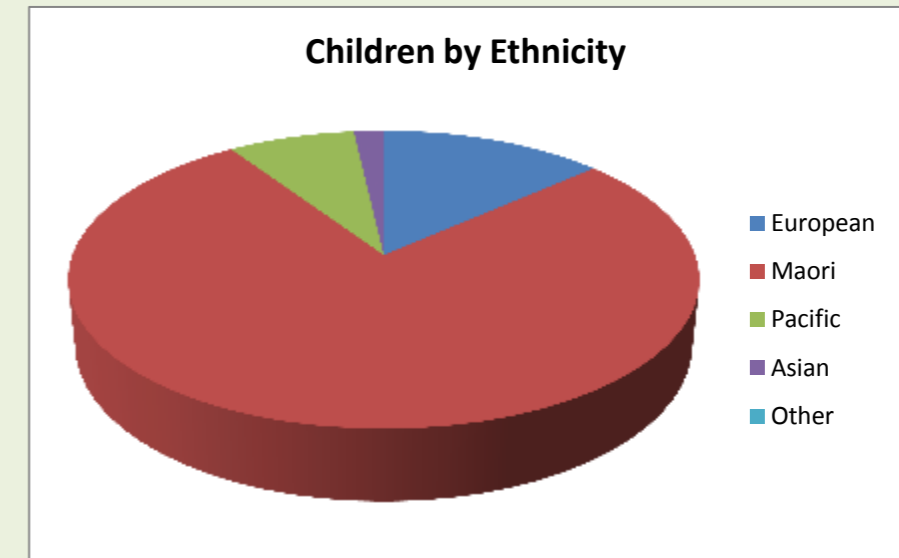
* This includes all children still enrolled at the end of the period, the age is as at the end of the period.

Referred From	Total	European	Maori	Pacific	Asian	Other	Female	Male
Community Agency	2	1	1	0	0	0	1	1
GP Team	0	0	0	0	0	0	0	0
Hospital	18	4	10	4	0	0	7	11
LMC	96	11	78	5	2	0	45	51
Self/Family/ Friend/Neighbour	59	12	43	4	0	0	25	34
Other service own organisation	44	3	33	6	2	0	26	18
Other WCTO Provider	3	1	2	0	0	0	2	1
Other/Unknown	8	0	8	0	0	0	8	0
Total	230	32	175	19	4	0	114	116

* This includes all children enrolled during the period

Completion Outcome	Total	European	Maori	Pacific	Asian	Other	Female	Male
Transferred other WCTO	2	1	0	1	0	0	1	1
Discharged at 5 years	3	1	1	1	0	0	2	1
Transferred GPT	2	0	2	0	0	0	2	0
Left NZ	0	0	0	0	0	0	0	0
Death - SIDS	0	0	0	0	0	0	0	0
Death - Other	0	0	0	0	0	0	0	0
Total	7	2	3	2	0	0	5	2

* This includes all children completed during the period



Register

Tamariki Ora Register - List For Tamariki Ora Service

[Home](#)

NHI	First Name	Surname	Referred Date	Referred By	Enrolment Date	Completion Date	Outcome	DOB	Ethnic Group
ABCD1234	FName1	SName1	03 Aug 2011	LMC	23 Aug 2011			03 Aug 2011	Maori
ABCD1235	FName2	SName2	11 Mar 2009	LMC	18 Mar 2009			12 Feb 2009	NZ European/Pakeha
ABCD1236	FName3	SName3	27 Jun 2011	Self/Family/Friend/Ni	27 Jun 2011			27 Mar 2009	Cook Island Maori
ABCD1237	FName4	SName4	18 Jan 2011	LMC	03 Feb 2011			15 Jan 2011	Cook Island Maori
ABCD1238	FName5	SName5	12 Oct 2009	Self/Family/Friend/Ni	28 Oct 2009			25 Feb 2007	NZ European/Pakeha
ABCD1239	FName6	SName6	22 Mar 2007	LMC	22 Mar 2007			04 Feb 2007	Maori
ABCD1240	FName7	SName7	26 Jan 2011	LMC	15 Feb 2011			13 Jan 2011	Maori
ABCD1241	FName8	SName8	20 Jun 2011	Other WCTO Providei	20 Jun 2011			12 May 2011	NZ European/Pakeha
ABCD1242	FName9	SName9	28 May 2009	Other service own or	17 Jun 2009			20 May 2009	Maori
ABCD1243	FName10	SName10	10 Oct 2008	LMC	05 Nov 2008			28 Sep 2008	Maori
ABCD1244	FName11	SName11	20 Oct 2010	Other service own or	08 Dec 2010			05 Jan 2010	Maori
ABCD1245	FName12	SName12	08 Mar 2011	LMC	09 Mar 2011			11 Feb 2011	Maori
ABCD1246	FName13	SName13	02 Aug 2011	Self/Family/Friend/Ni	02 Aug 2011			03 Dec 2008	Maori
ABCD1247	FName14	SName14	04 May 2009	Other service own or	06 May 2009			21 Apr 2009	Maori
ABCD1248	FName15	SName15	08 Jun 2011	LMC	20 Jun 2011			26 May 2011	NZ European/Pakeha

Status

Tamariki Ora Register - Status Tamariki Ora Service

[Home](#)

Schedule visit at 30 Sep 11

Status	Core 1	Core 2	Core 3	Core 4	Core 5	Core 6	Core 7	Core 8	Total
Up to Date	8	8	8	23	24	30	59	2	162
Due	0	0	1	3	2	4	13	14	37
Overdue	0	0	2	1	6	7	11	0	27
Lost contact with whanau	0	0	0	0	0	0	0	0	0
Need follow up	0	0	2	1	6	7	11	0	27
Total on Register	8	8	11	27	32	41	83	16	226

Children who need follow up:

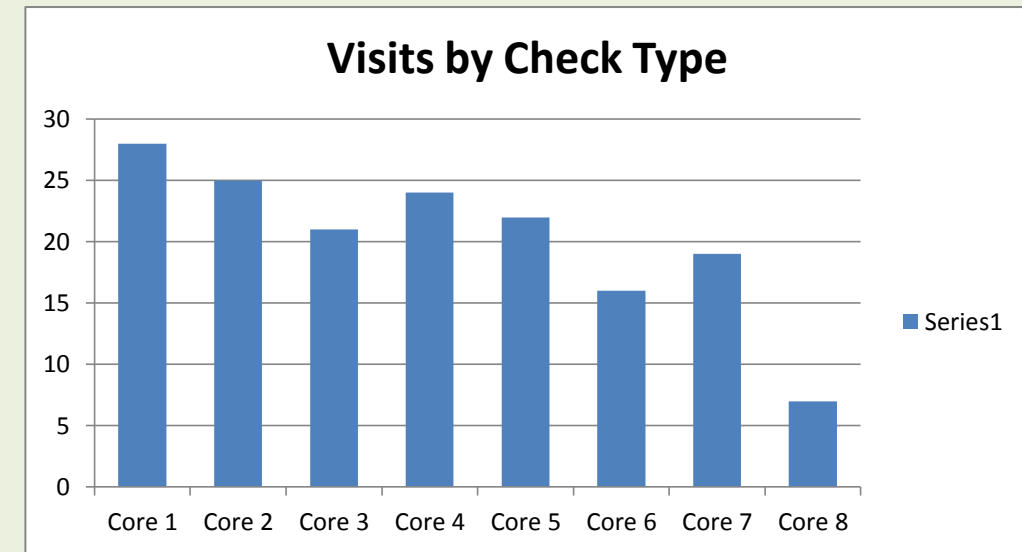
First Name	Surname	DOB	Check Due	Last check given	Date
ABCD1234	FName1 SName1	21 May 2011	Core 3	Core 2	02 Aug 2011
ABCD1235	FName2 SName2	29 Apr 2010	Core 6	Core 3	04 Aug 2010
ABCD1236	FName3 SName3	28 Feb 2010	Core 6	Core 5	10 Feb 2011
ABCD1237	FName4 SName4	22 Apr 2010	Core 6	Core 1	17 May 2010
ABCD1238	FName5 SName5	03 Jan 2010	Core 6	Core 5	03 Feb 2011
ABCD1239	FName6 SName6	08 Jun 2011	Core 3	Core 1	01 Aug 2011
ABCD1240	FName7 SName7	15 Nov 2010	Core 5	Core 1	09 Dec 2010
ABCD1241	FName8 SName8	06 Mar 2009	Core 7	Core 3	07 Jul 2009
ABCD1242	FName9 SName9	02 Jun 2010	Core 6	Core 2	24 Aug 2010
ABCD1243	FName10 SName10	09 Oct 2009	Core 7	Core 3	10 Feb 2010
ABCD1244	FName11 SName11	05 Mar 2011	Core 4	Core 1	12 Apr 2011
ABCD1245	FName12 SName12	03 Jul 2009	Core 7	Core 4	14 Jan 2010
ABCD1246	FName13 SName13	20 Sep 2010	Core 5	Core 2	08 Dec 2010
ABCD1247	FName14 SName14	21 Apr 2009	Core 7	Core 5	11 Feb 2010
ABCD1248	FName15 SName15	18 Sep 2010	Core 5	Core 1	26 Oct 2010

Visits Summary

Tamariki Ora - Visit Summary for Tamariki Ora Service from 01 Jul to 30 Sep 11

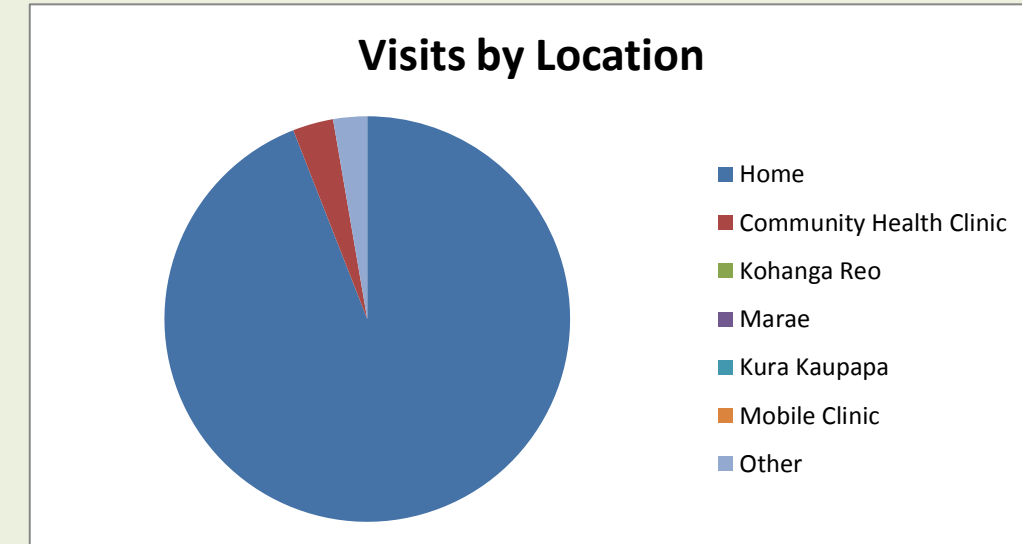
[Home](#)

Contacts(this period)	Core 1	Core 2	Core 3	Core 4	Core 5	Core 6	Core 7	Core 8	Total
Core Service	21	19	17	15	17	13	16	7	125
Additional Service	7	6	4	9	5	3	3	0	37
Total	28	25	21	24	22	16	19	7	162
Phone Call	0	0	1	0	0	0	0	0	1
Appointment Not Kept	4	2	0	1	2	0	3	0	12
Not at Home	0	0	1	1	0	0	0	0	2



Contacts (this period)	Total	European	Maori	Pacific	Asian	Other	Female	Male
Children Under 12 Months								
Core Service	48	8	35	5	0	0	28	20
Additional Service	12	1	11	0	0	0	10	2
Phone Call	0	0	0	0	0	0	0	0
Children Over 12 Months								
Core Service	91	16	68	6	1	0	43	48
Additional Service	33	7	22	3	1	0	11	22
Phone Call	1	0	1	0	0	0	1	0

Contacts (this period)	Total	European	Maori	Pacific	Asian	Other	Female	Male
Core 1	30	3	21	4	2	0	16	14
Core 2	31	7	22	2	0	0	15	16
Core 3	26	8	17	1	0	0	11	15
Core 4	26	5	21	0	0	0	9	17
Core 5	23	1	18	4	0	0	11	12
Core 6	22	1	20	1	0	0	14	8
Core 7	20	4	14	2	0	0	11	9
Core 8	7	3	4	0	0	0	6	1



Place of Contact (this period)	Total	European	Maori	Pacific	Asian	Other	Female	Male
Home	174	32	126	14	2	0	85	89
Community Health Clinic	6	0	6	0	0	0	4	2
Kohanga Reo	0	0	0	0	0	0	0	0
Marae	0	0	0	0	0	0	0	0
Kura Kaupapa	0	0	0	0	0	0	0	0
Mobile Clinic	0	0	0	0	0	0	0	0
Other	5	0	5	0	0	0	4	1

Visits (cont)

Tamariki Ora - Visit Summary (continued) for Tamariki Ora Service from 01 Jul to 30 Sep 11

[Home](#)

Time Spent

Contacts(this period)	Visit Time		Travel Time	
	Visits - time recorded	Average visit time	Visits - travel recorded	Average travel time
Core Service	0	0	0	0
Additional Service	0	0	0	0
Total	0	0	0	0
Phone Call	0	0	0	0
Appointment Not Kept	0	0	0	0
Not at Home	0	0	0	0

This is the average for those visits where a time has been entered

Visits by month for the last 12 months

Year	Month	Visits
2010	Oct	50
2010	Nov	42
2010	Dec	44
2011	Jan	19
2011	Feb	39
2011	Mar	51
2011	Apr	49
2011	May	72
2011	Jun	59
2011	Jul	72
2011	Aug	59
2011	Sep	53



Visit List

Tamariki Ora - Visit Details for Tamariki Ora Service from 01 Jul to 30 Sep 11

[Home](#)

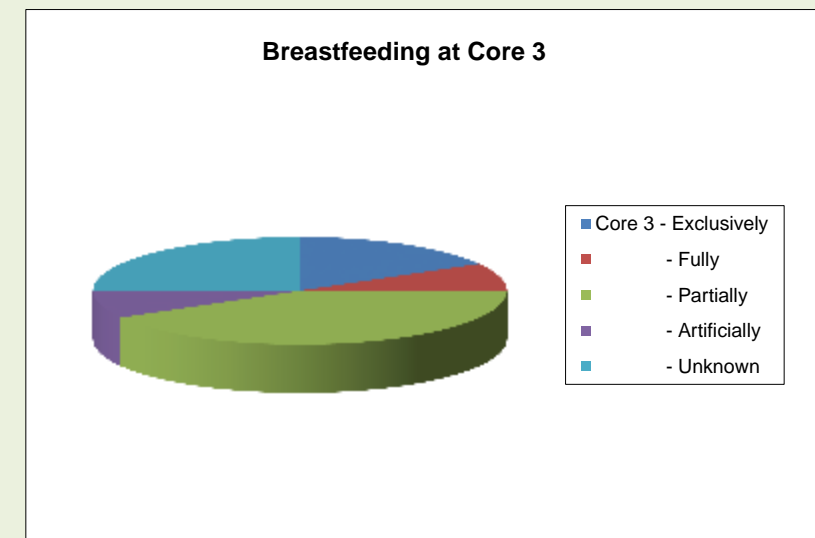
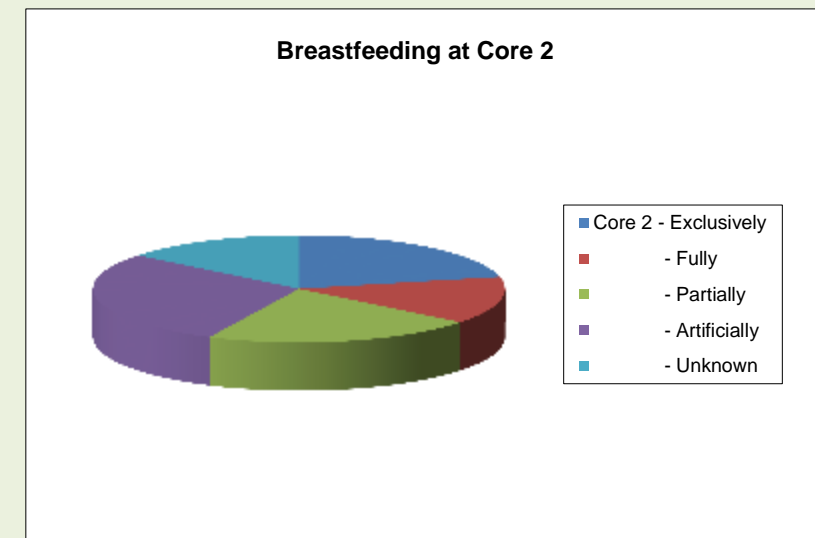
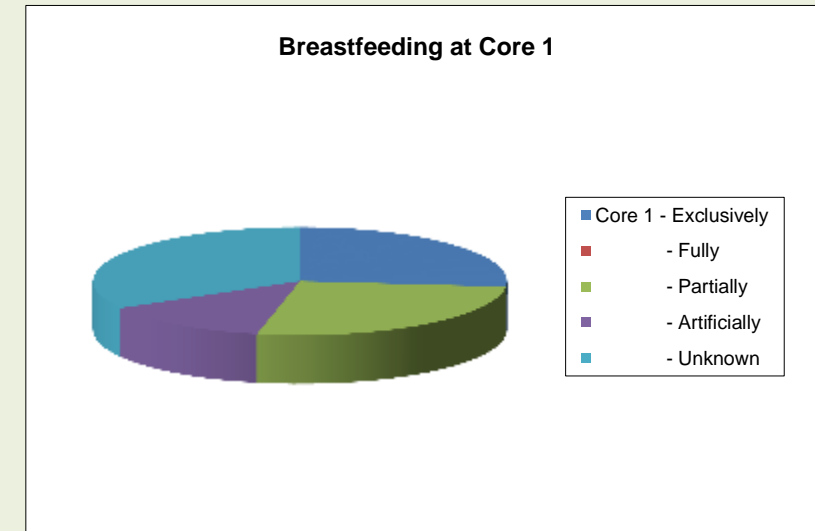
NHI	First Name	Surname	Check Date	Contact Type	Check Type
ABCD1234	FName1	SName1	01 Jul 2011	Core Service	3 Month
ABCD1235	FName2	SName2	04 Jul 2011	Additional Service	3 Month
ABCD1236	FName3	SName3	04 Jul 2011	Core Service	21 - 24 Month
ABCD1237	FName4	SName4	04 Jul 2011	Additional Service	5 Month
ABCD1238	FName5	SName5	05 Jul 2011	Additional Service	Core 7
ABCD1239	FName6	SName6	05 Jul 2011	Core Service	15 Month
ABCD1240	FName7	SName7	05 Jul 2011	Core Service	21 - 24 Month
ABCD1241	FName8	SName8	05 Jul 2011	Core Service	3 Month
ABCD1242	FName9	SName9	06 Jul 2011	Additional Service	5 Month
ABCD1243	FName10	SName10	06 Jul 2011	Core Service	5 Month
ABCD1244	FName11	SName11	06 Jul 2011	Core Service	3 Year
ABCD1245	FName12	SName12	06 Jul 2011	Core Service	5 Month
ABCD1246	FName13	SName13	06 Jul 2011	Core Service	21 - 24 Month
ABCD1247	FName14	SName14	07 Jul 2011	Core Service	0 - 4 Week
ABCD1248	FName15	SName15	07 Jul 2011	Core Service	21 - 24 Month

BreastFeeding

Tamariki Ora - Breastfeeding Status for Tamariki Ora Service from 01 Jul to 30 Sep 11

[Home](#)

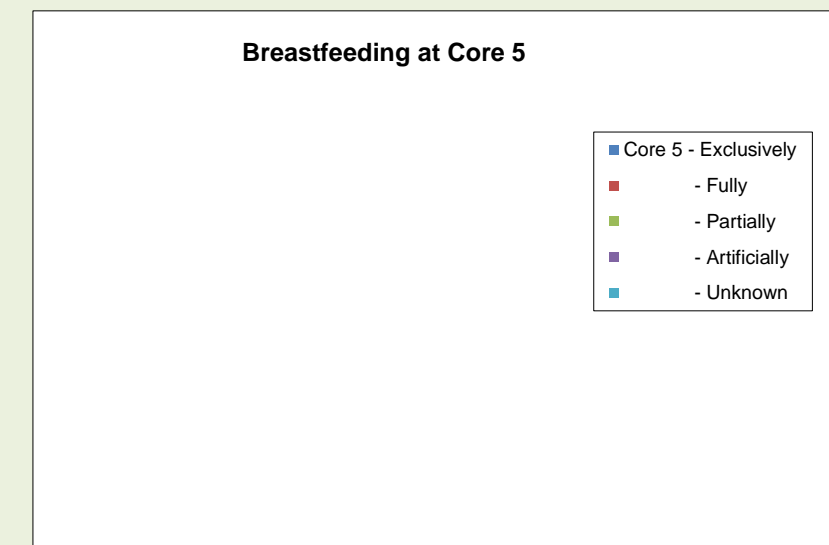
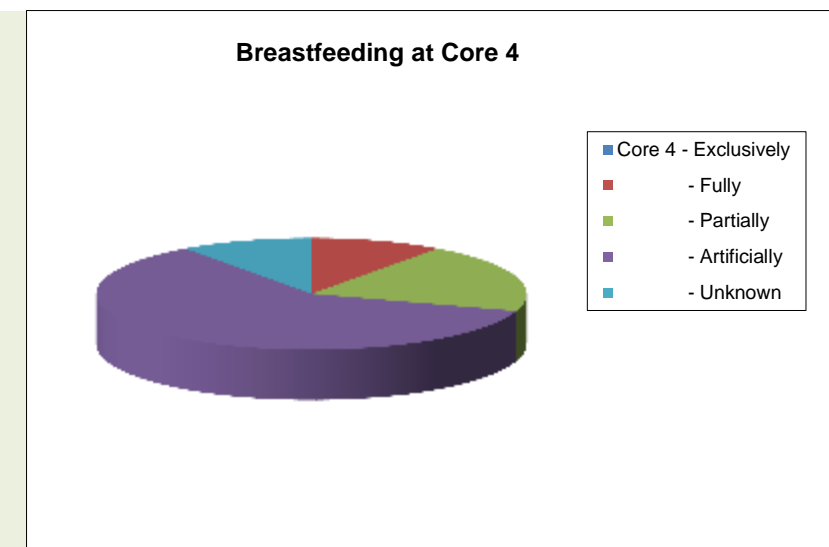
Breastfeeding Status	Total	European	Maori	Pacific	Asian	Other	Female	Male
Core 1 - Exclusively	4	0	2	1	1	0	2	2
- Fully	0	0	0	0	0	0	0	0
- Partially	4	1	3	0	0	0	2	2
- Artificially	2	0	2	0	0	0	1	1
- Unknown	5	1	2	2	0	0	3	2
Core 2 - Exclusively	3	0	2	1	0	0	1	2
- Fully	2	0	2	0	0	0	1	1
- Partially	3	1	2	0	0	0	1	2
- Artificially	4	2	2	0	0	0	2	2
- Unknown	2	0	2	0	0	0	1	1
Core 3 - Exclusively	2	0	2	0	0	0	1	1
- Fully	1	1	0	0	0	0	0	1
- Partially	5	2	3	0	0	0	2	3
- Artificially	1	1	0	0	0	0	0	1
- Unknown	3	1	2	0	0	0	2	1
Core 4 - Exclusively	0	0	0	0	0	0	0	0
- Fully	1	0	1	0	0	0	0	1
- Partially	2	0	2	0	0	0	1	1
- Artificially	6	3	3	0	0	0	3	3
- Unknown	1	0	1	0	0	0	0	1
Core 5 - Exclusively	0	0	0	0	0	0	0	0
- Fully	0	0	0	0	0	0	0	0
- Partially	0	0	2	0	0	0	1	1
- Artificially	0	0	3	2	0	0	1	4
- Unknown	0	0	1	2	0	0	2	1



Percentage	Total	European	Maori	Pacific	Asian	Other	Female	Male
Core 1 - Exclusively	27%	0%	22%	33%	100%		25%	29%
- Fully	0%	0%	0%	0%	0%		0%	0%
- Partially	27%	50%	33%	0%	0%		25%	29%
- Artificially	13%	0%	22%	0%	0%		13%	14%
- Unknown	33%	50%	22%	67%	0%		38%	29%
Core 2 - Exclusively	21%	0%	20%	100%			17%	25%
- Fully	14%	0%	20%	0%			17%	13%
- Partially	21%	33%	20%	0%			17%	25%
- Artificially	29%	67%	20%	0%			33%	25%
- Unknown	14%	0%	20%	0%			17%	13%
Core 3 - Exclusively	17%	0%	8%				3%	3%
- Fully	8%	6%	0%				0%	3%
- Partially	38%	11%	12%				6%	8%
- Artificially	7%	5%	0%				0%	2%
- Unknown	14%	3%	5%				4%	2%
Core 4 - Exclusively	0%	0%	0%				0%	0%

BreastFeeding

- Fully	10%	0%	14%	0%	17%
- Partially	20%	0%	29%	25%	17%
- Artificially	60%	100%	43%	75%	50%
- Unknown	10%	0%	14%	0%	17%
Core 5 - Exclusively			0%	0%	0%
- Fully			0%	0%	0%
- Partially			33%	0%	25%
- Artificially			50%	50%	67%
- Unknown			17%	50%	17%



Referrals

Tamariki Ora - Referrals for Tamariki Ora Service from 01 Jul to 30 Sep 11

[Home](#)

Referrals	Total	Core 1	Core 2	Core 3	Core 4	Core 5	Core 6	Core 7	Core 8
Abuse or Neglect	0	0	0	0	0	0	0	0	0
Asthma Management	0	0	0	0	0	0	0	0	0
Behaviour Management	0	0	0	0	0	0	0	0	0
Breastfeeding Support	1	0	1	0	0	0	0	0	0
Car Seat	0	0	0	0	0	0	0	0	0
Congenital Hip Deformity	0	0	0	0	0	0	0	0	0
Dental	109	14	12	17	18	19	9	16	4
Developmental Delay	5	1	1	0	0	1	0	0	2
Diet Nutrition	0	0	0	0	0	0	0	0	0
Eczema	0	0	0	0	0	0	0	0	0
Family Violence	0	0	0	0	0	0	0	0	0
Growth Failure	9	5	1	0	1	0	0	2	0
Hearing	1	0	0	0	0	0	0	0	1
Immunisations	0	0	0	0	0	0	0	0	0
Infection	0	0	0	0	0	0	0	0	0
Maternal Mental Health	0	0	0	0	0	0	0	0	0
Other	37	7	10	4	5	3	4	4	0
Parenting	20	7	1	2	3	2	3	1	1
PEDS Pathway	0	0	0	0	0	0	0	0	0
Smoking Cessation	0	0	0	0	0	0	0	0	0
Speech Therapy	1	0	1	0	0	0	0	0	0
Undescended Testes	2	0	0	0	0	0	0	0	2
Vision	0	0	0	0	0	0	0	0	0

Referrals	Total	European	Maori	Pacific	Asian	Other	Female	Male
-----------	-------	----------	-------	---------	-------	-------	--------	------

