

## Integrated Performance and Incentive Framework for Sample PHO for Jun 2020

### 1 Integrated Performance and Incentive Framework

[Summary of IPIF Indicators](#)

[Summary of IPIF Indicators by Practice](#)

### 2 Performance by Indicator

[Summary of IPIF Indicators by Indicator and Practice](#)

### 3 Graphs (Total Population and High Needs Population)

[CVD risk assessment](#)

[High Needs](#)

[Brief advice given to smokers \(adjusted\)](#)

[High Needs](#)

[Diabetes Annual Review](#)

[High Needs](#)

[Smoking status ever recorded](#)

[High Needs](#)

[Current smokers as % of those ever recorded](#)

[High Needs](#)

[Smoking Cessation](#)

[High Needs](#)

[Cervical Screening](#)

[High Needs](#)

[65+ Flu Vaccine Coverage](#)

[High Needs](#)

**IPIF Indicators for Sample PHO to 30 Jun 2020**

All data in this report is from your practices' PMS, sent to Karo via the Clinical Event Export

[Home](#)
**IPIF Paid Indicators**

Indicator	Population	Programme Goal	PHO Target	%	Result	%	Target Met?
<b>Paid Indicators based on this PMS data</b>							
Brief Advice to Stop Smoking Total Population (15 months)	12166	90%	10949	90.0%	8322	68.4%	No

**IPIF Contributory Indicators (may attract payment in some DHBs)**

Indicator	Population	Programme Goal	PHO Target	%	Result	%	Goal Met?
<b>Indicators that will be calculated on this PMS data</b>							
Ischaemic CVD Detection Total Population	33357		N/A	N/A	2710	8.1%	
Ischaemic CVD Detection High Needs	17363		N/A	N/A	1582	9.1%	
CVD Risk Assessment Total Population	18375	90%	16538	90.0%	13241	72.1%	No
CVD Risk Assessment High Needs	10752	90%	9677	90.0%	7811	72.6%	No
Diabetes Detection Total Population	47489		N/A	N/A	4007	8.4%	
Diabetes Detection High Needs	26335		N/A	N/A	2656	10.1%	
Diabetes Annual Review Total Population	4007	90%	3206	80.0%	1417	35.4%	No
Diabetes Annual Review High Needs	2656	90%	2125	80.0%	965	36.3%	No
Smoking Status Ever Recorded Total Population	46348	90%	41713	90.0%	45416	98.0%	Yes
Smoking Status Ever Recorded High Needs	25859	90%	23273	90.0%	25270	97.7%	Yes
Current Smoker Total Population	45416		N/A	N/A	11358	25.0%	
Current Smoker High Needs	25270		N/A	N/A	8881	35.1%	
Brief Advice to Stop Smoking High Needs (15 months)	9418	90%	8476	90.0%	6506	69.1%	No
Smoking Cessation Support Total Population	12166		N/A	N/A	3298	27.1%	
Smoking Cessation Support High Needs	9418		N/A	N/A	2443	25.9%	
<b>Indicators that are NOT be calculated on this PMS data*</b>							
Cervical Screening Total Population	19497	80%	15598	80.0%	9904	50.8%	No
Cervical Screening High Needs	10696	80%	8557	80.0%	5221	48.8%	No
65+ Flu Vaccine Coverage Total Population	6613	65%	4298	65.0%	4218	63.8%	No
65+ Flu Vaccine Coverage High Needs	2847	65%	1851	65.0%	1785	62.7%	No

\*These indicators will be calculated based on NIR, CX Screening Unit, BSA and Flu Claiming data (so your actual IPIF results should always be higher than these results from PMS data)

**PHO Performance Programme Indicators Summary by Practice**
**Practice 1**
**IPIF Paid Indicators**

Indicator	Population	Programme Goal	PHO Target	%	Result	%	Target Met?
<b>Paid Indicators based on this PMS data</b>							
Brief Advice to Stop Smoking Total Population (15 months)	98	90%	88	90.0%	96	98.0%	Yes

**IPIF Contributory Indicators (may attract payment in some DHBs)**

Indicator	Population	Programme Goal	PHO Target	%	Result	%	Goal Met?
<b>Indicators that will be calculated on this PMS data</b>							
Ischaemic CVD Detection Total Population	491		N/A	N/A	86	17.5%	
Ischaemic CVD Detection High Needs	215		N/A	N/A	32	14.9%	
CVD Risk Assessment Total Population	346	90%	311	90.0%	290	83.8%	No
CVD Risk Assessment High Needs	148	90%	133	90.0%	127	85.8%	No
Diabetes Detection Total Population	562		N/A	N/A	30	5.3%	
Diabetes Detection High Needs	264		N/A	N/A	15	5.7%	
Diabetes Annual Review Total Population	30	90%	24	80.0%	4	13.3%	No
Diabetes Annual Review High Needs	15	90%	12	80.0%	2	13.3%	No
Smoking Status Ever Recorded Total Population	532	90%	479	90.0%	522	98.1%	Yes
Smoking Status Ever Recorded High Needs	256	90%	230	90.0%	252	98.4%	Yes
Current Smoker Total Population	522		N/A	N/A	88	16.9%	
Current Smoker High Needs	252		N/A	N/A	53	21.0%	
Brief Advice to Stop Smoking High Needs (15 months)	59	90%	53	90.0%	58	98.3%	Yes
Smoking Cessation Support Total Population	98		N/A	N/A	52	53.1%	
Smoking Cessation Support High Needs	59		N/A	N/A	34	57.6%	
<b>Indicators that are NOT be calculated on this PMS data*</b>							
Cervical Screening Total Population	264	80%	211	80.0%	196	74.2%	No
Cervical Screening High Needs	125	80%	100	80.0%	93	74.4%	No
65+ Flu Vaccine Coverage Total Population	193	65%	125	65.0%	100	51.8%	No
65+ Flu Vaccine Coverage High Needs	70	65%	46	65.0%	38	54.3%	No

**PHO Performance Programme Indicators for Sample PHO to 30 Jun 2020**

[Home](#)

**Brief Advice to Stop Smoking Total Population (15 months)**

Practice	Programme Goal	Target	Results	PHO Target	Completed	Still Needed
Practice 1	90%	90%	98%	88	96	0
Practice 2	90%	90%	91%	2351	2365	0
Practice 3	90%	90%	79%	1334	1168	166
Practice 4	90%	90%	68%	1738	1306	432
Practice 5	90%	90%	55%	5180	3193	1987
Practice 6	90%	90%	67%	259	194	65

**CVD Risk Assessment Total Population**

Practice	Programme Goal	Target	Results	PHO Target	Completed	Still Needed
Practice 1	90%	90%	84%	308	287	21
Practice 2	90%	90%	83%	2328	2149	179
Practice 3	90%	90%	88%	1439	1400	39
Practice 4	90%	90%	69%	2381	1833	548
Practice 5	90%	90%	70%	7559	5866	1693
Practice 6	90%	90%	78%	645	560	85

**CVD Risk Assessment High Needs**

Practice	Programme Goal	Target	Results	Programme Goal	Completed	Still Needed
Practice 1	90%	90%	15%	194	32	162
Practice 2	90%	90%	10%	3428	387	3041
Practice 3	90%	90%	14%	2128	322	1806
Practice 4	90%	90%	11%	2264	277	1987
Practice 5	90%	90%	7%	7188	536	6652
Practice 6	90%	90%	6%	424	28	396

**Diabetes Annual Review Total Population**

Practice	Programme Goal	Target	Results	Programme Goal	Completed	Still Needed
Practice 1	90%	80%	13%	24	4	20
Practice 2	90%	80%	44%	617	337	280
Practice 3	90%	80%	46%	431	247	184
Practice 4	90%	80%	38%	423	200	223
Practice 5	90%	80%	30%	1558	582	976
Practice 6	90%	80%	25%	152	47	105

**Diabetes Annual Review High Needs**

Practice	Programme Goal	Target	Results	Programme Goal	Completed	Still Needed
Practice 1	90%	80%	13%	12	2	10
Practice 2	90%	80%	43%	550	294	256
Practice 3	90%	80%	45%	382	217	165
Practice 4	90%	80%	37%	293	135	158
Practice 5	90%	80%	29%	840	306	534
Practice 6	90%	80%	18%	48	11	37

**Smoking Status Ever Recorded Total Population**

Practice	Programme Goal	Target	Results	Programme Goal	Completed	Still Needed
Practice 1	90%	90%	98%	479	522	0
Practice 2	90%	90%	98%	5934	6470	0
Practice 3	90%	90%	98%	3612	3949	0
Practice 4	90%	90%	96%	4998	5332	0
Practice 5	90%	90%	98%	24446	26699	0
Practice 6	90%	90%	98%	2246	2444	0

**Smoking Status Ever Recorded High Needs**

Practice	Programme Goal	Target	Results	Programme Goal	Completed	Still Needed
Practice 1	90%	90%	98%	230	252	0
Practice 2	90%	90%	98%	5060	5513	0
Practice 3	90%	90%	98%	3161	3453	0
Practice 4	90%	90%	96%	3110	3316	0
Practice 5	90%	90%	98%	11068	12038	0
Practice 6	90%	90%	97%	644	698	0

**Current Smoker Total Population**

Practice	Programme Goal	Target	Results	Programme Goal	Completed	Still Needed
Practice 1	0%	0%	17%	0	88	0
Practice 2	0%	0%	38%	0	2482	0
Practice 3	0%	0%	35%	0	1387	0
Practice 4	0%	0%	34%	0	1806	0
Practice 5	0%	0%	20%	0	5341	0
Practice 6	0%	0%	10%	0	254	0

**PHO Performance Programme Indicators for Sample PHO to 30 Jun 2020**

[Home](#)

**Current Smoker High Needs**

Practice	Programme Goal	Target	Results	Programme Goal	Completed	Still Needed
Practice 1	0%	0%	21%	0	53	0
Practice 2	0%	0%	41%	0	2278	0
Practice 3	0%	0%	37%	0	1291	0
Practice 4	0%	0%	41%	0	1365	0
Practice 5	0%	0%	31%	0	3759	0
Practice 6	0%	0%	19%	0	135	0

**Brief Advice to Stop Smoking High Needs (15 months)**

Practice	Programme Goal	Target	Results	Programme Goal	Completed	Still Needed
Practice 1	90%	90%	98%	53	58	0
Practice 2	90%	90%	91%	2153	2166	0
Practice 3	90%	90%	79%	1238	1083	155
Practice 4	90%	90%	69%	1305	1005	300
Practice 5	90%	90%	53%	3593	2099	1494
Practice 6	90%	90%	64%	134	95	39

**Smoking Cessation Support Total Population**

Practice	Programme Goal	Target	Results	Programme Goal	Completed	Still Needed
Practice 1	0%	0%	53%	0	52	0
Practice 2	0%	0%	23%	0	599	0
Practice 3	0%	0%	20%	0	291	0
Practice 4	0%	0%	35%	0	672	0
Practice 5	0%	0%	28%	0	1616	0
Practice 6	0%	0%	24%	0	68	0

**Smoking Cessation Support High Needs**

Practice	Programme Goal	Target	Results	Programme Goal	Completed	Still Needed
Practice 1	0%	0%	58%	0	34	0
Practice 2	0%	0%	23%	0	550	0
Practice 3	0%	0%	20%	0	271	0
Practice 4	0%	0%	34%	0	500	0
Practice 5	0%	0%	26%	0	1057	0
Practice 6	0%	0%	21%	0	31	0

**Cervical Screening High Needs**

Practice	Programme Goal	Target	Results	Programme Goal	Completed	Still Needed
Practice 1	80%	80%	74%	211	196	15
Practice 2	80%	80%	45%	2206	1248	958
Practice 3	80%	80%	56%	1402	980	422
Practice 4	80%	80%	54%	1946	1320	626
Practice 5	80%	80%	50%	8909	5514	3395
Practice 6	80%	80%	56%	923	646	277

**Cervical Screening Total Population**

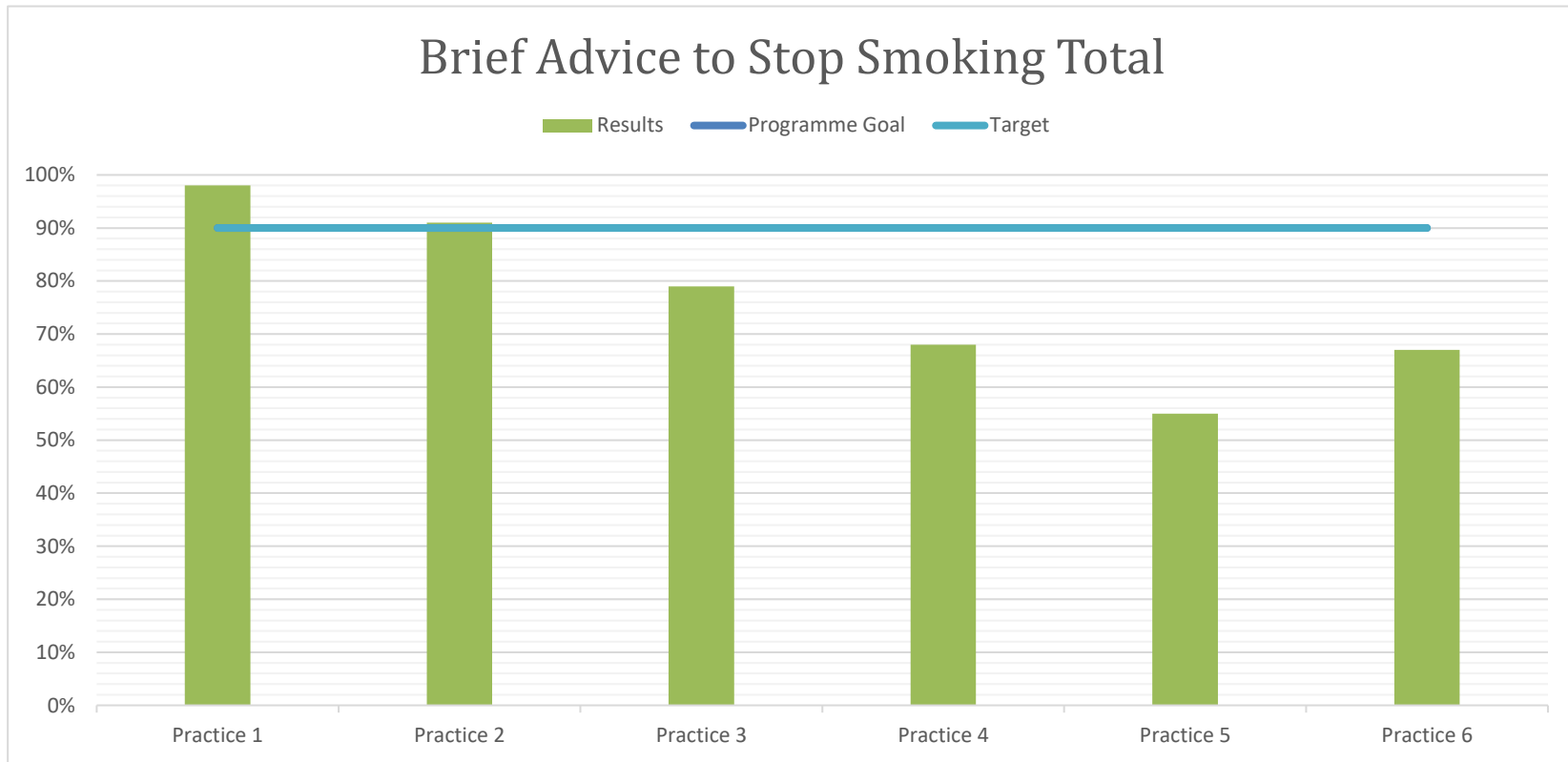
Practice	Programme Goal	Target	Results	PHO Target	Completed	Still Needed
Practice 1	80%	80%	74%	100	93	7
Practice 2	80%	80%	45%	1880	1055	825
Practice 3	80%	80%	55%	1222	838	384
Practice 4	80%	80%	54%	1174	790	384
Practice 5	80%	80%	46%	3921	2278	1643
Practice 6	80%	80%	51%	261	167	94

**65+ Flu Vaccine Coverage Total Population**

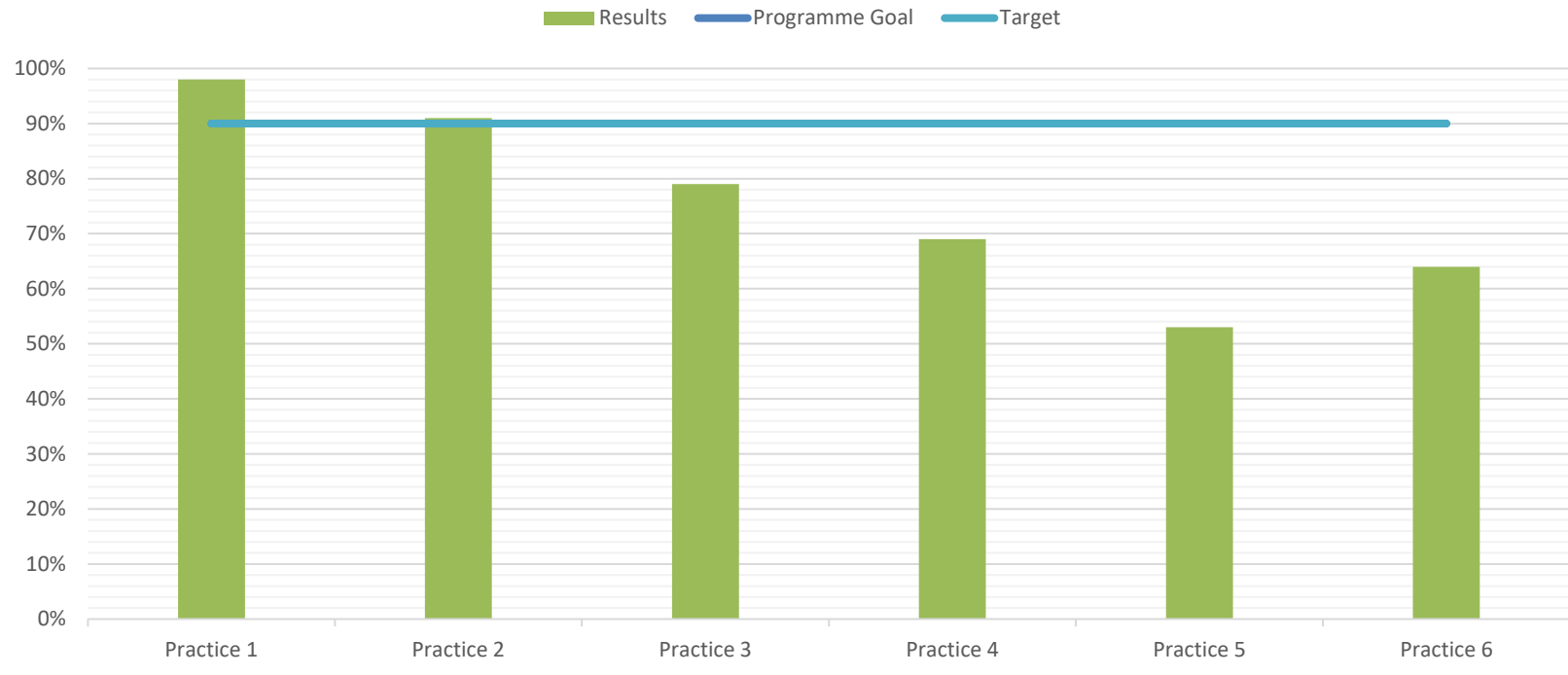
Practice	Programme Goal	Target	Results	Programme Goal	Completed	Still Needed
Practice 1	65%	65%	52%	125	100	25
Practice 2	65%	65%	61%	629	592	37
Practice 3	65%	65%	64%	363	356	7
Practice 4	65%	65%	63%	909	887	22
Practice 5	65%	65%	64%	2038	2014	24
Practice 6	65%	65%	75%	233	269	0

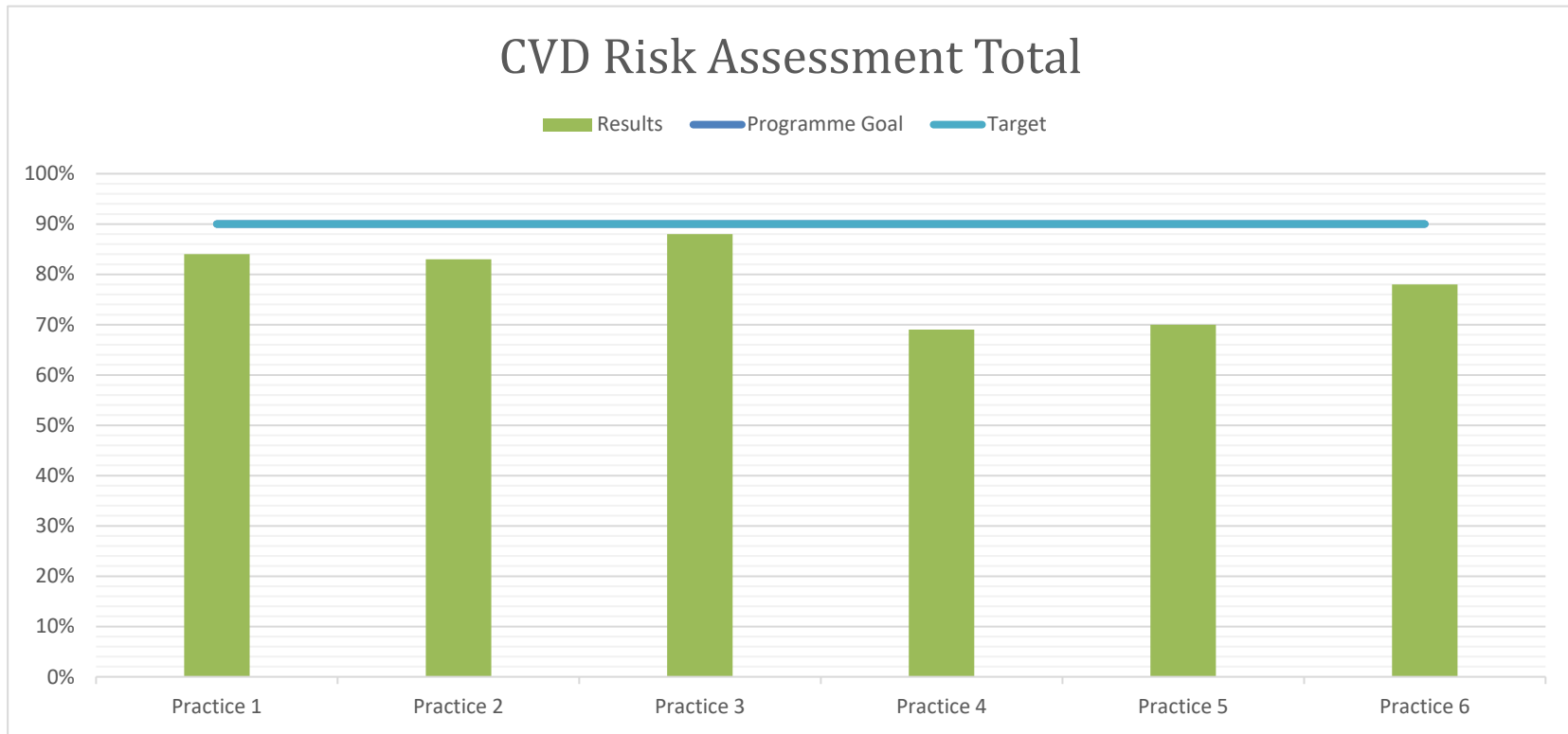
**65+ Flu Vaccine Coverage High Needs**

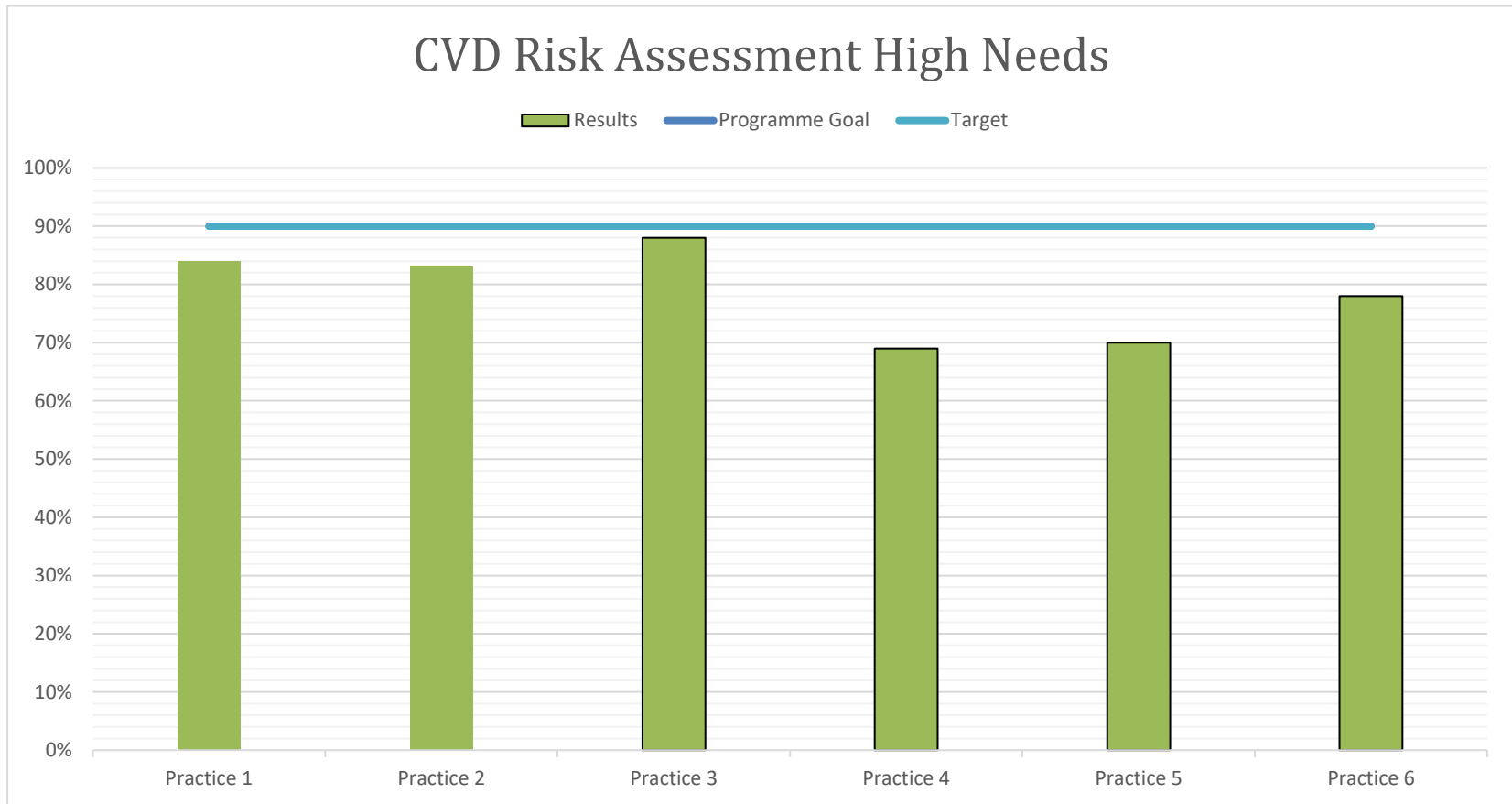
Practice	Programme Goal	Target	Results	Programme Goal	Completed	Still Needed
Practice 1	65%	65%	54%	46	38	8
Practice 2	65%	65%	60%	456	421	35
Practice 3	65%	65%	65%	266	267	0
Practice 4	65%	65%	68%	443	461	0
Practice 5	65%	65%	60%	603	561	42
Practice 6	65%	65%	65%	37	37	0



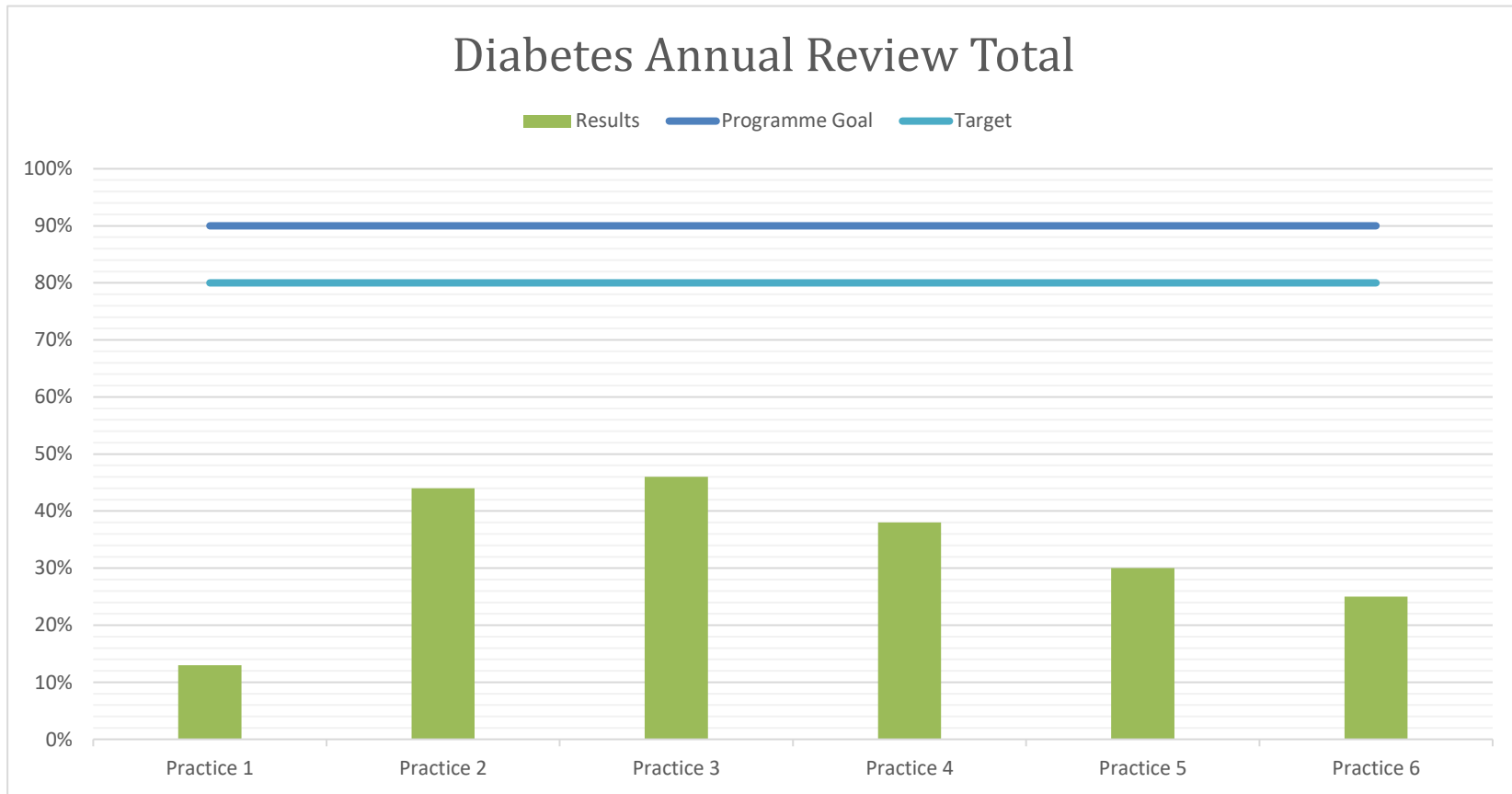
## Brief Advice to Stop Smoking High Needs 15 Month



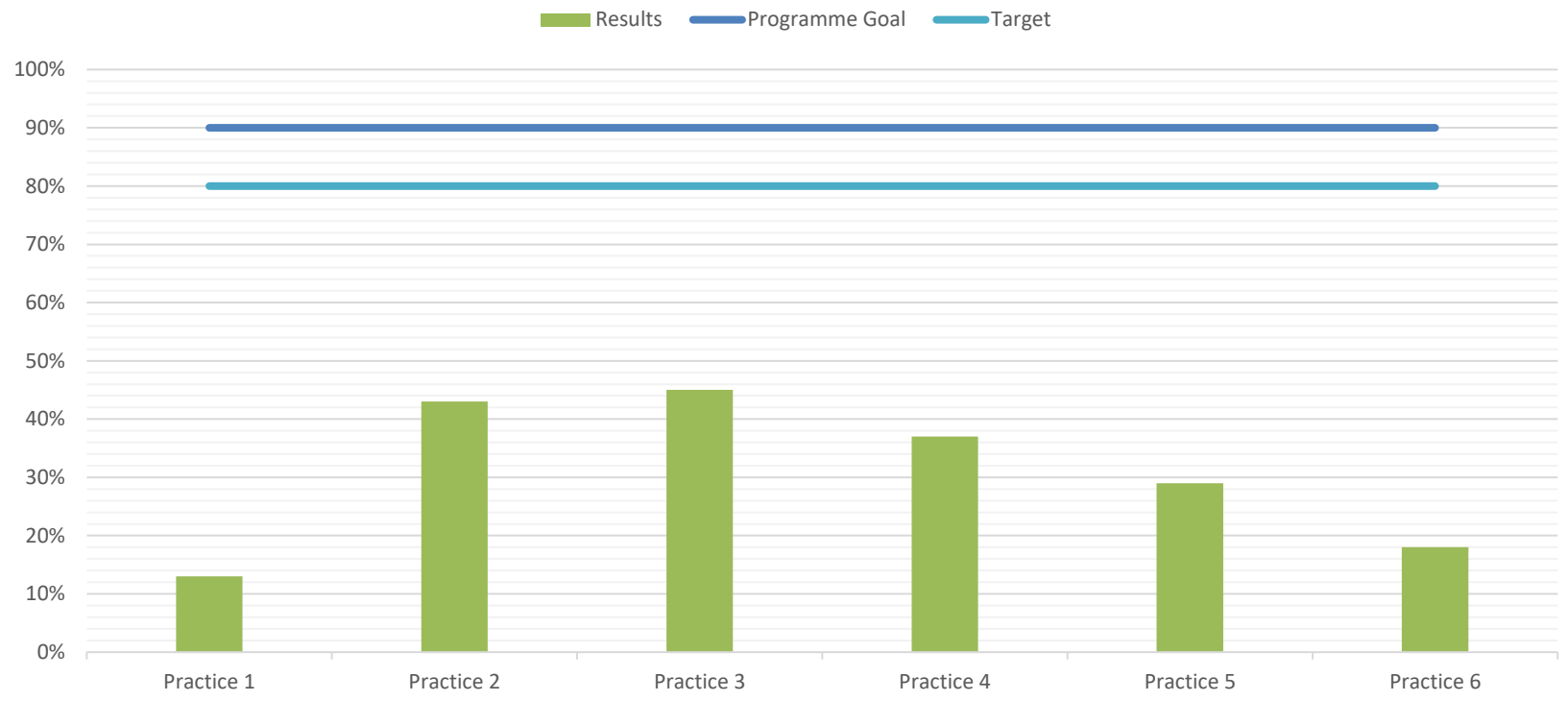


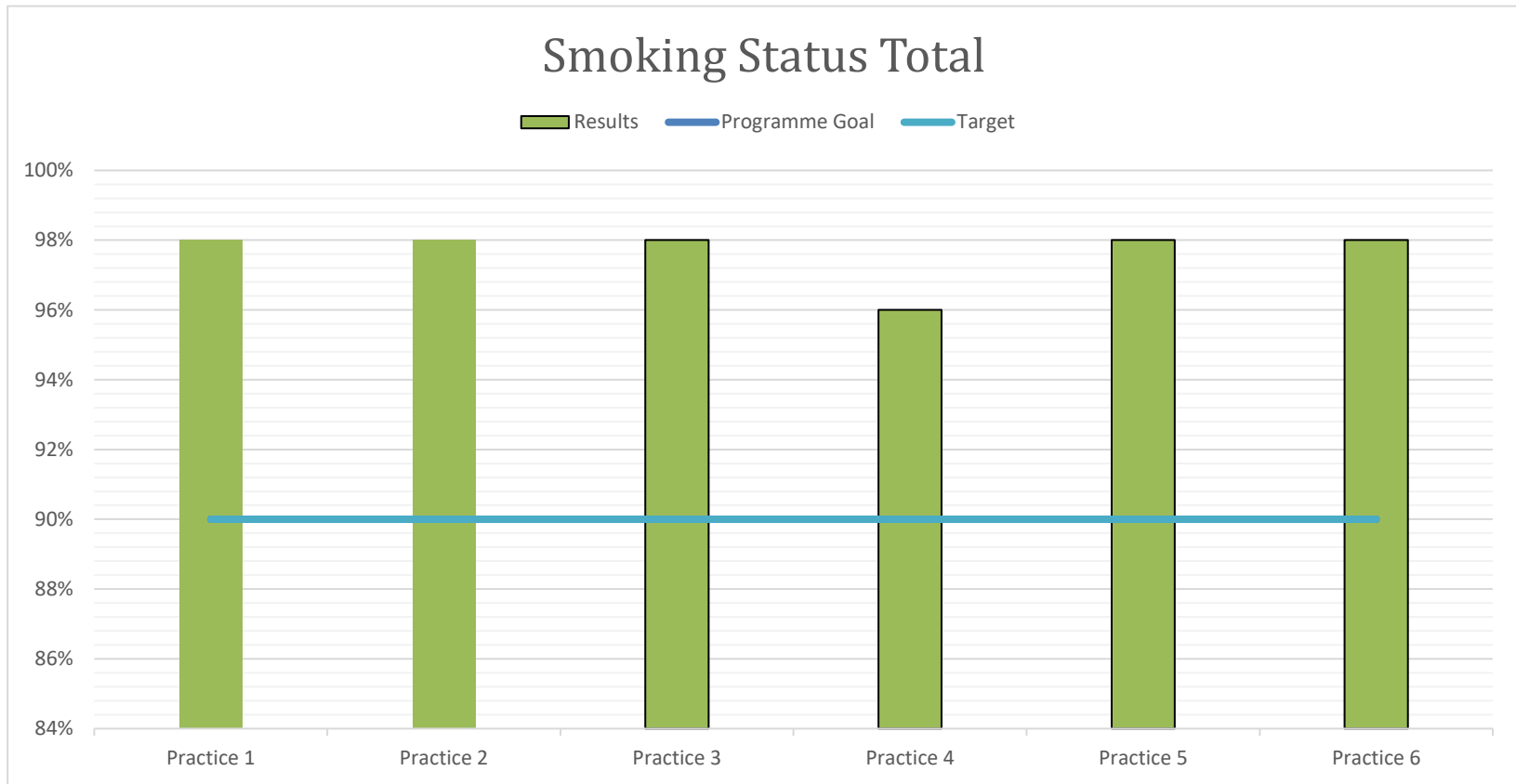


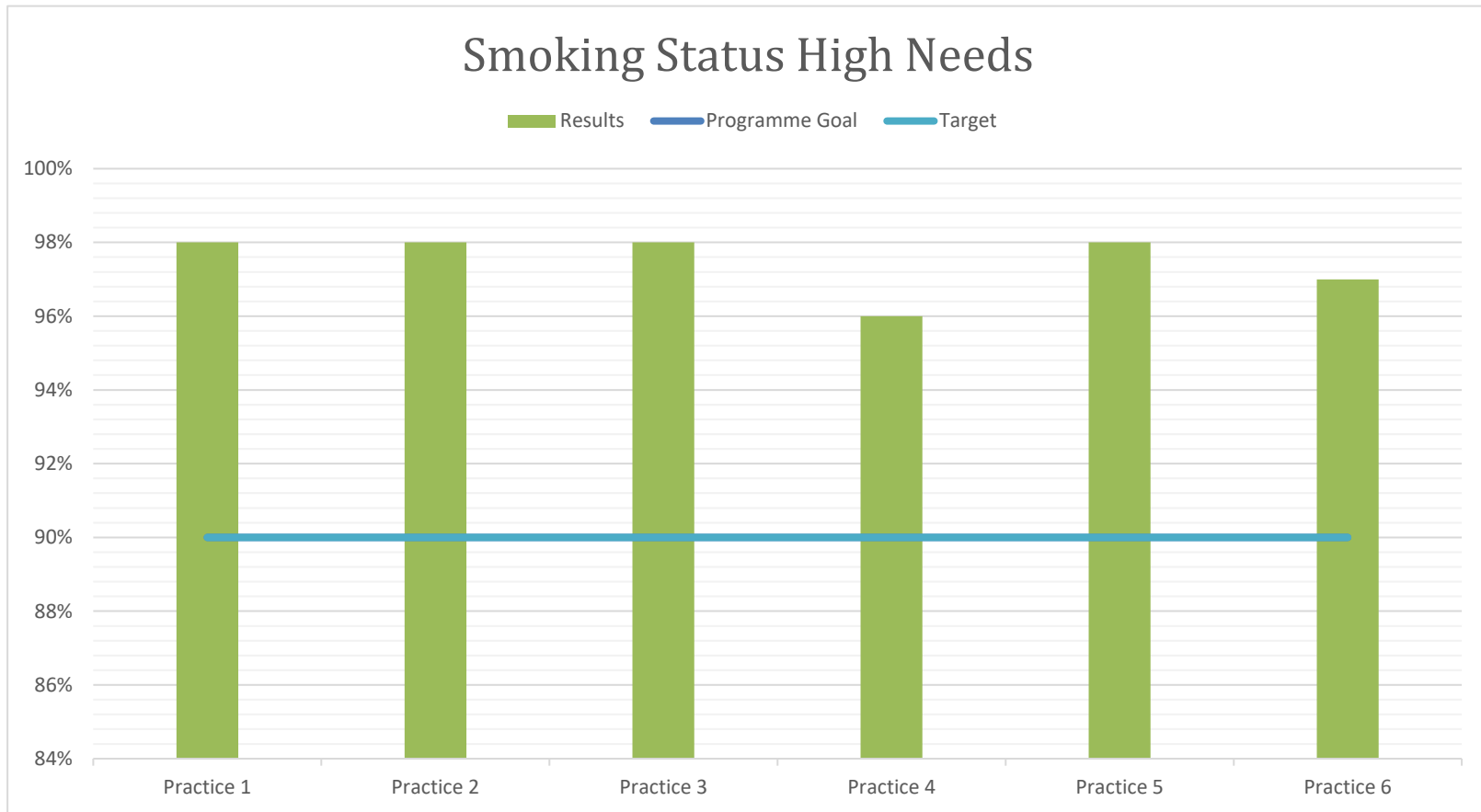


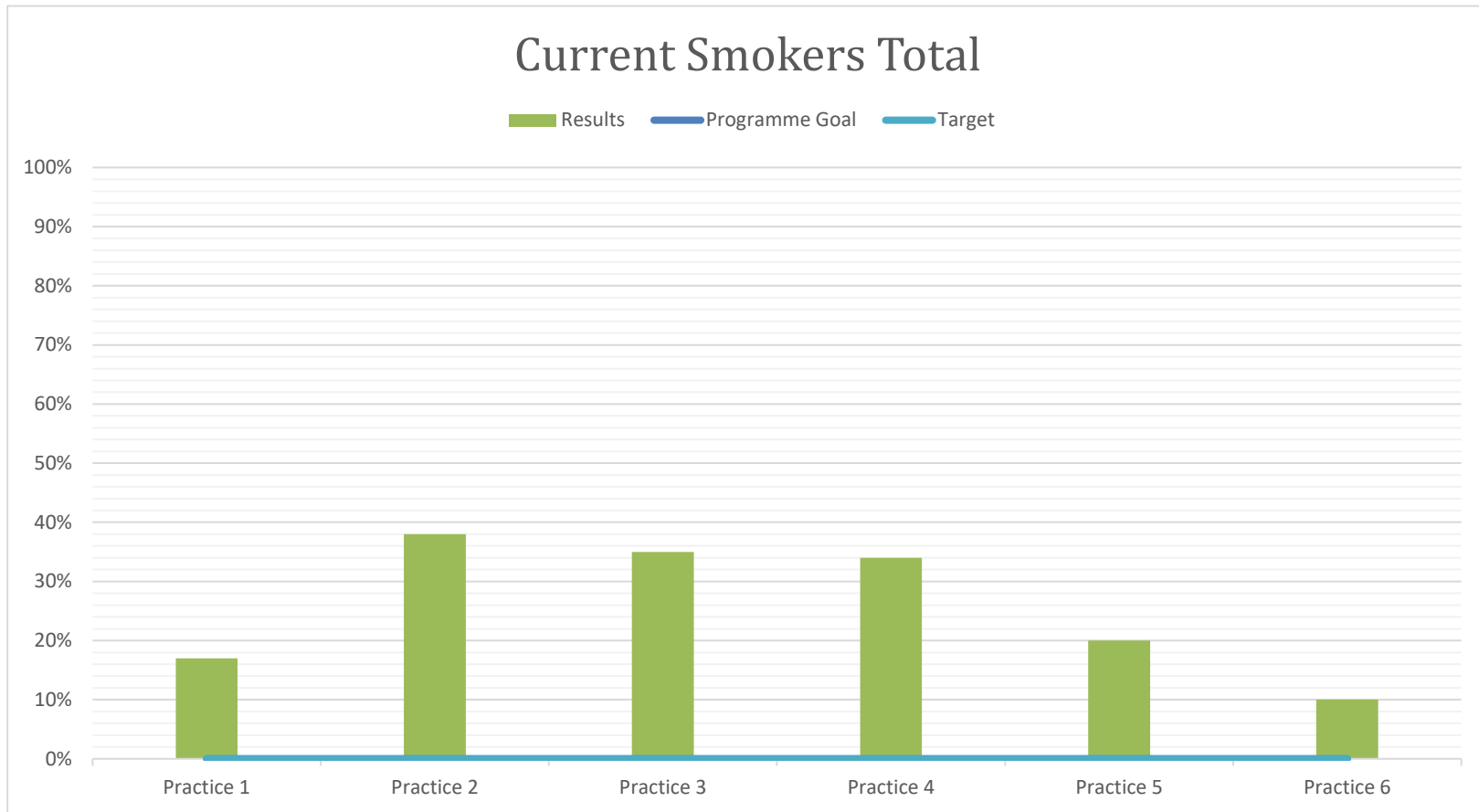


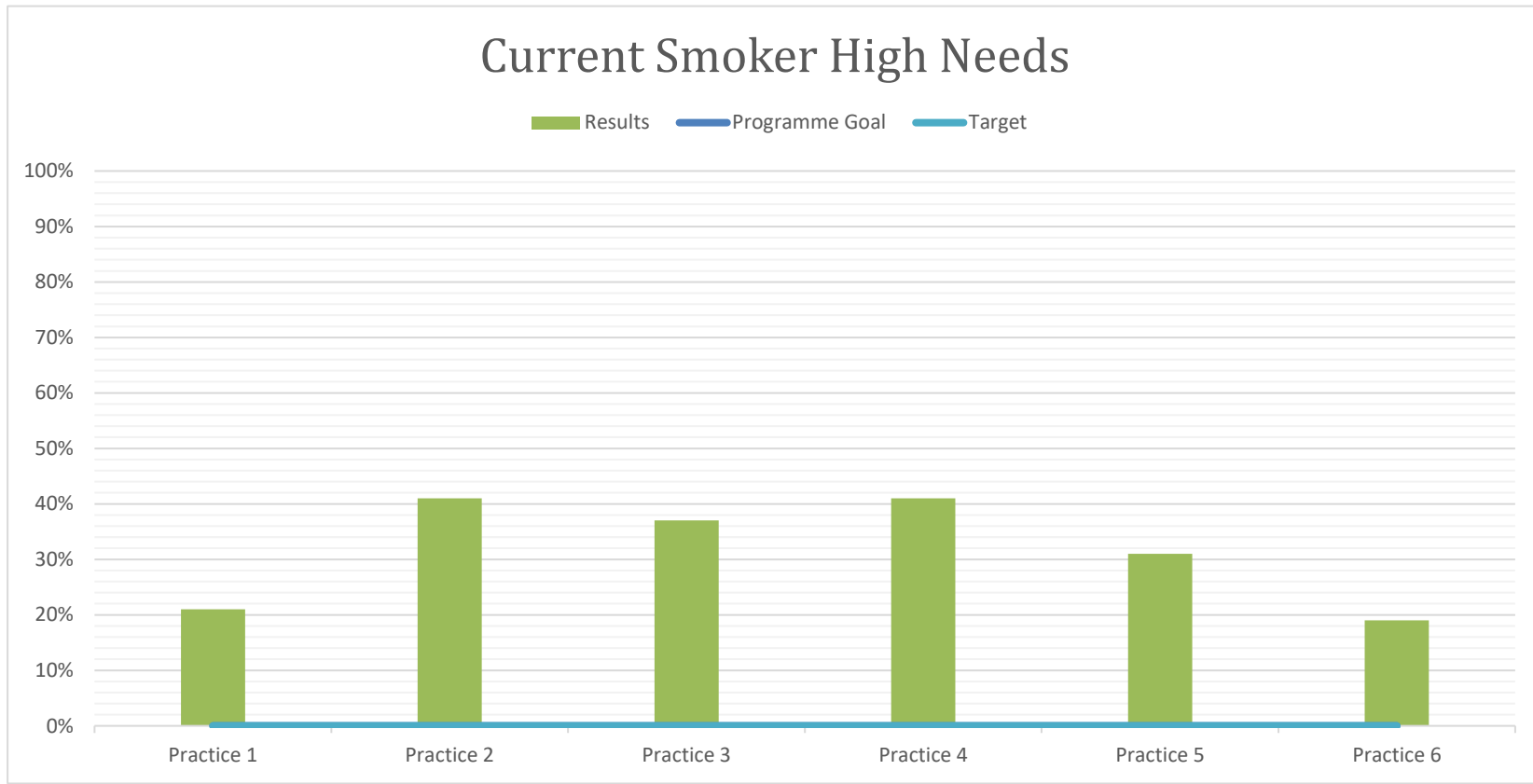
## Diabetes Annual Review High Needs

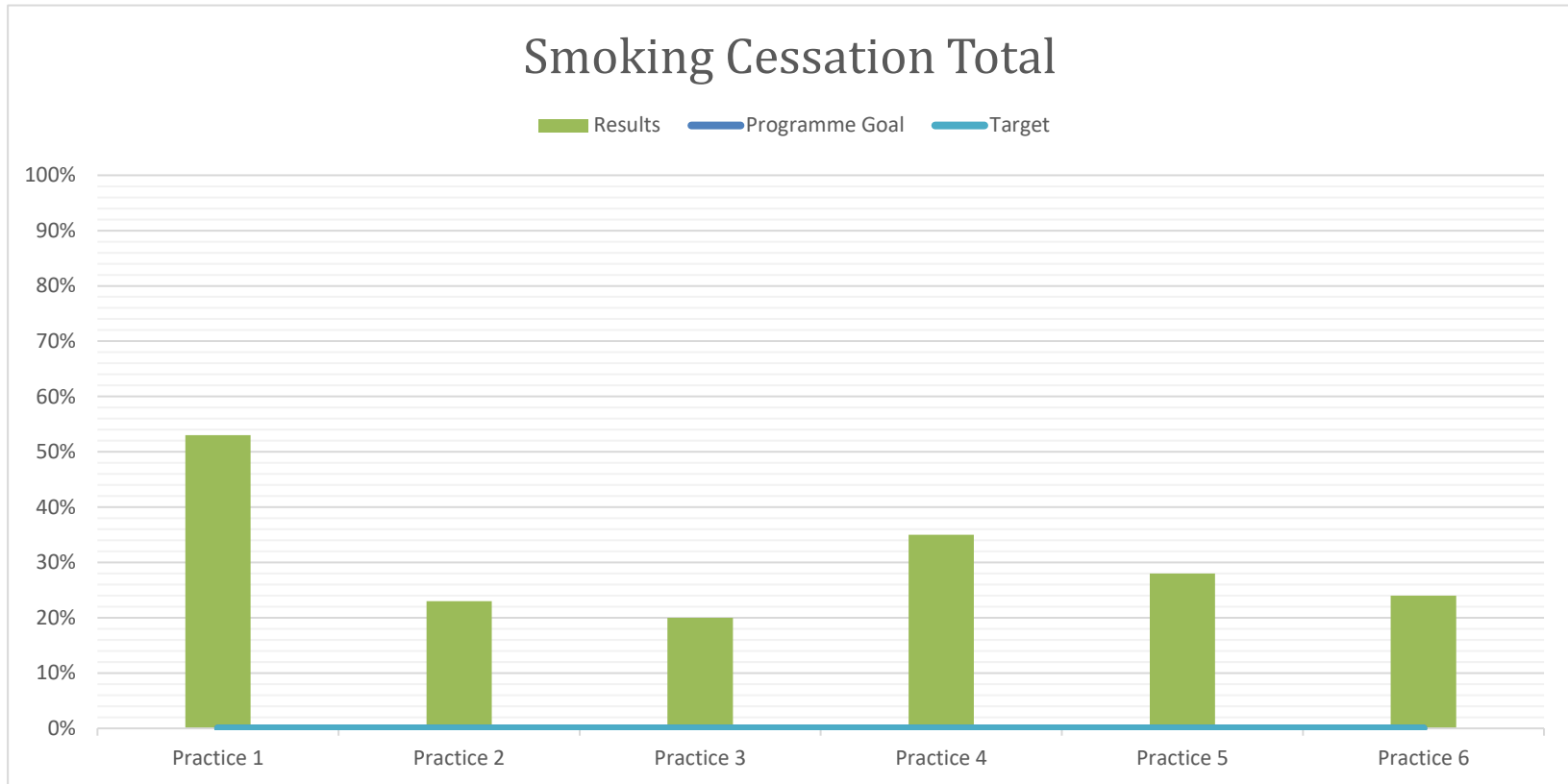


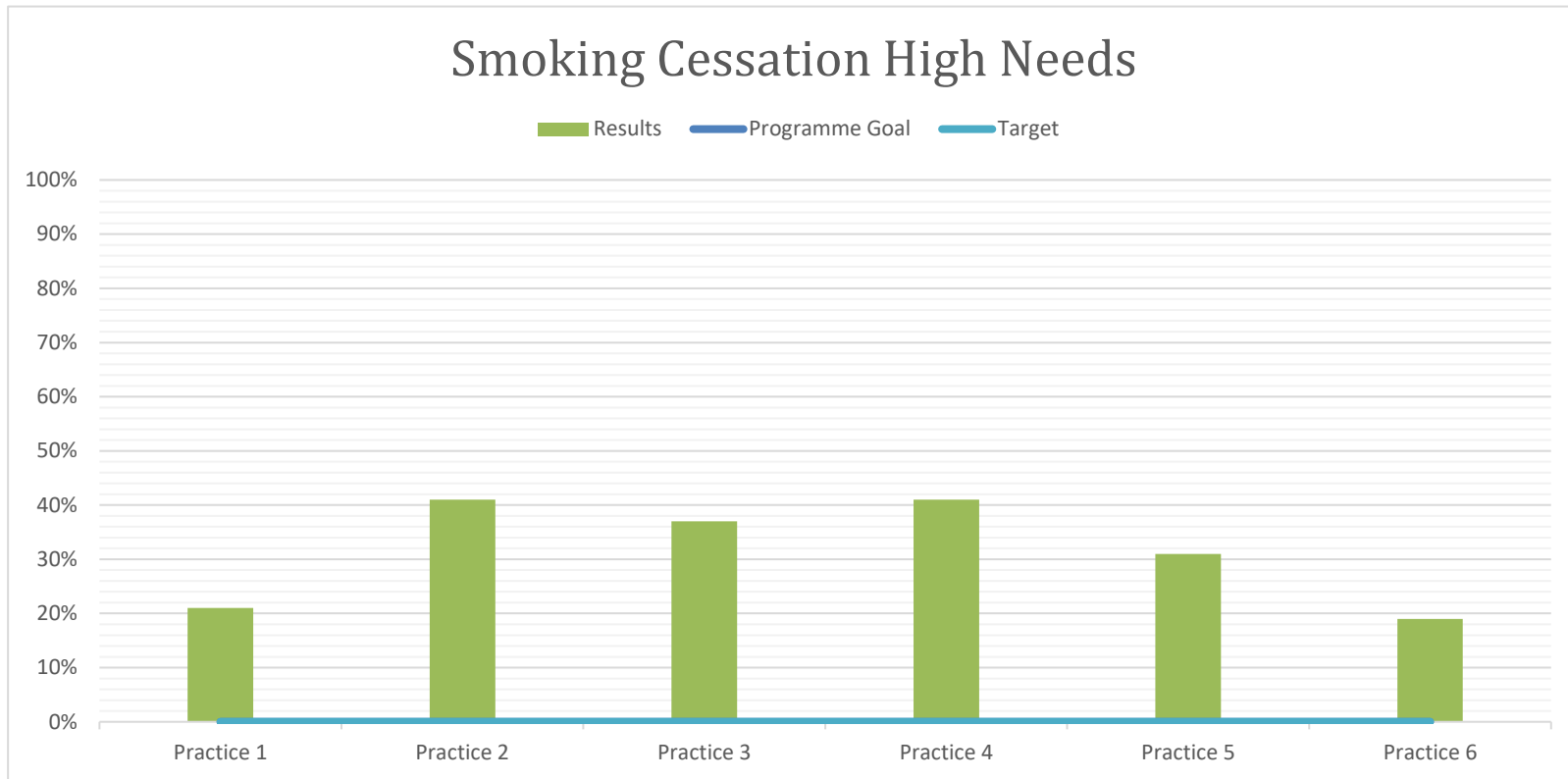




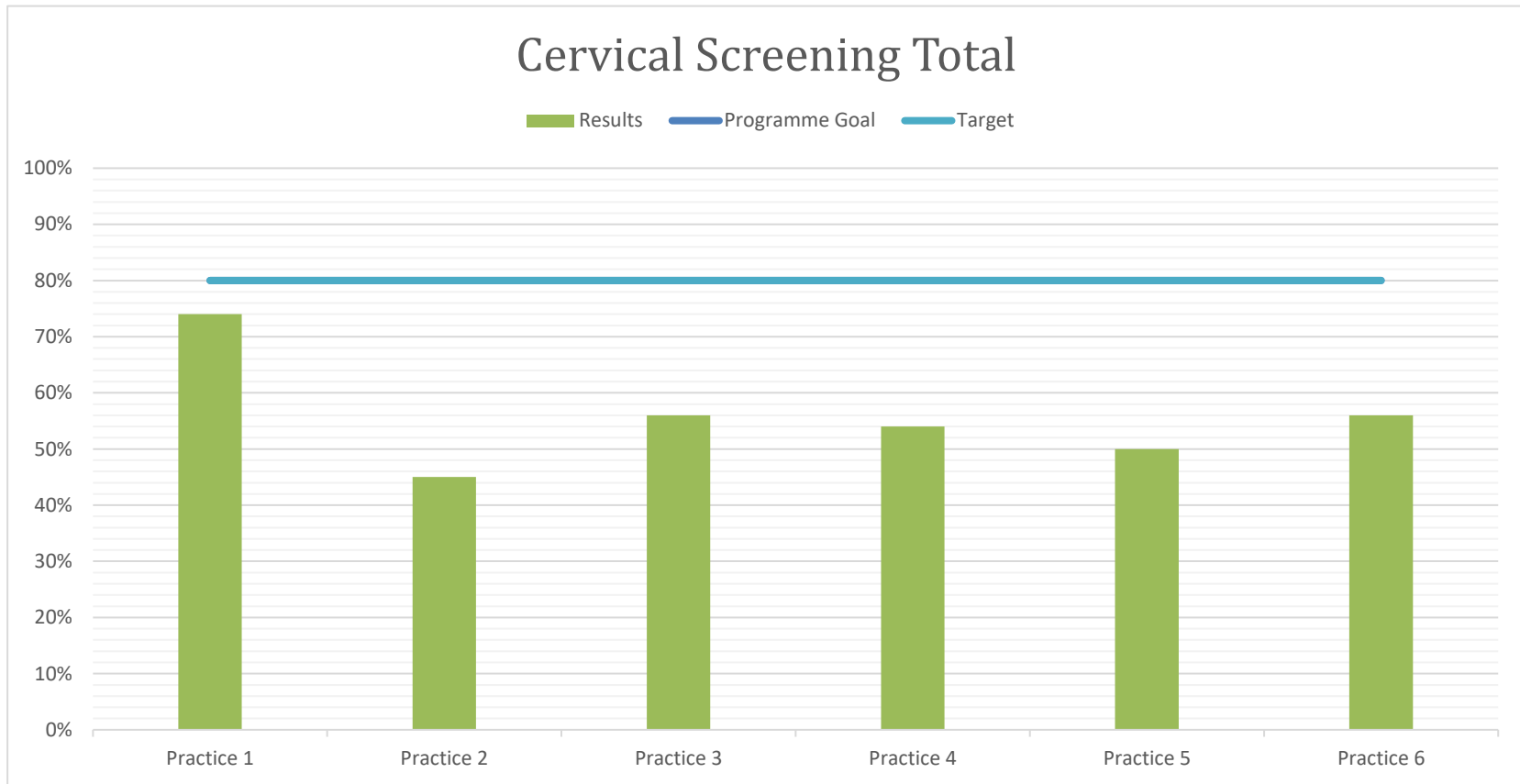


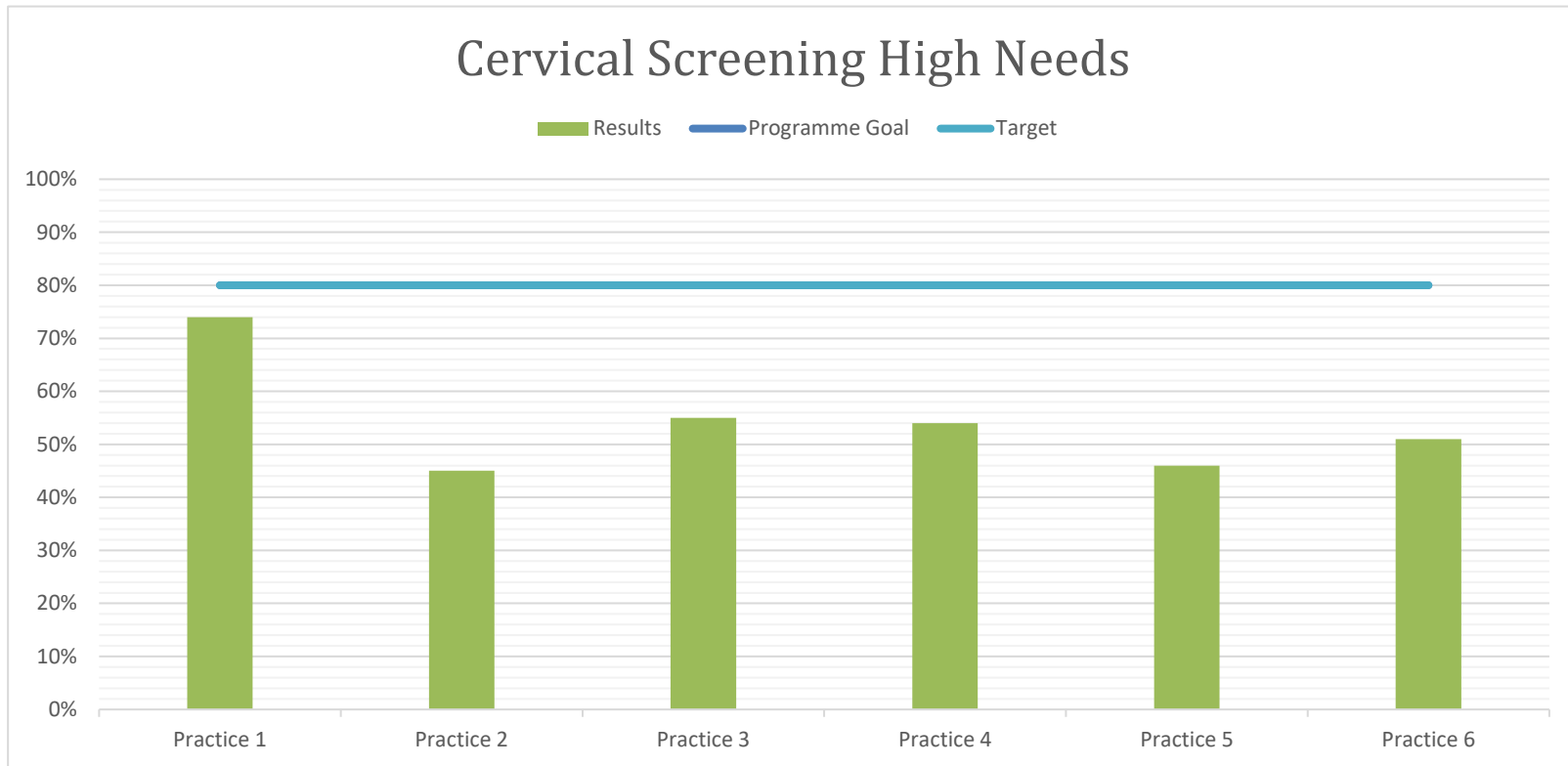


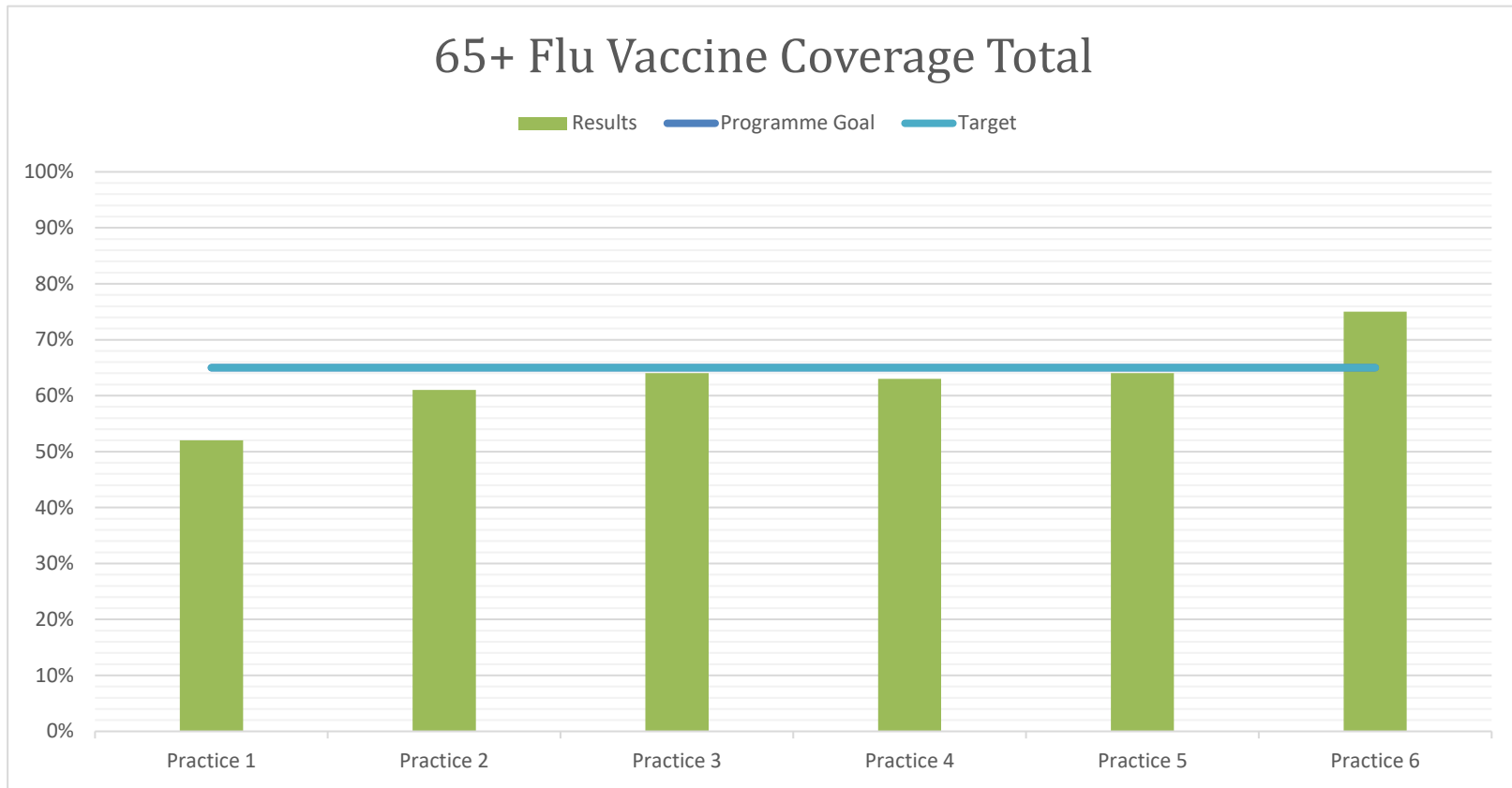












## 65+ Flu Vaccine Coverage High Needs

